



FREIGHTLINER

COLUMBIA™



Efficient and reliable. Two words that sum up the Columbia.



And those two words mean that the Columbia™ is definitely a smart business decision. It should be, because when it came time to build a new truck for the future, we asked you what you were looking for. Here it is—the durability, reliability and efficiency that could make any business more profitable. In fact, with better fuel economy, ease of maintenance and overall lower cost per mile, the Columbia gives you more back than you put into it. Now the Columbia is even more appealing with the introduction of the 112-inch BBC configuration, giving you all the benefits of owning a Columbia with even greater maneuverability and visibility.

○ **The Columbia 112 and 120 models are available in both day cab and sleeper configurations.**

All sleepers are available for both Columbia 112 and 120 models in the following configurations:

- 34" Mid-Roof
- 48" Mid-Roof
- 58" Mid-Roof
- 70" Mid-Roof
- 70" Mid-Roof XT
- 70" Raised Roof



112 DAY CAB



120 MID-ROOF XT




120 RAISED ROOF



Ⓐ



Ⓑ



Ⓒ



Ⓓ



Efficiency is quite attractive.

When the Columbia was designed, the focus was on efficiency. We wanted aerodynamic styling that reduced wind resistance and improved fuel economy, as well as features that made each day on the job easier. So even though it's an attractive truck, there's a purpose behind every styling feature. For instance, the expansive, swept-back windshield and low, sloped hood look great, but they also improve visibility. The chrome grille is appealing, but more importantly, provides better cooling. But that's just the beginning. To the right, you'll find information on additional features designed to make your Columbia the most efficient truck possible.

Ⓐ The **aerodynamic cab** offers a number of features including an improved door seal for reduced noise, an optional passenger-side sleeper door for easier access and a hingeless baggage door that's larger than the opening for full compartment access.

Ⓑ The **large convex mirrors** provide wide-angle visibility and fold away to minimize damage and reduce repair costs. They adjust four ways and can be moved manually if power fails. Plus, optional heated and power mirrors have no external wires for improved looks and reliability.

Ⓒ The **aerodynamic molded bumper** reduces drag while its three-piece design minimizes repair costs by allowing individual section replacement (Columbia 112 shown).

Ⓓ The **two-piece curved windshield** allows partial replacement, provides greater visibility and is sloped at an optimum 24-degree angle to reduce drag.

There are certain things you can count on in life.
This is definitely one of them.



It should be, because the Columbia was built to be a truck you can count on every single day. It was engineered with the same tough, reliable components used on all our Freightliner trucks—the kind of parts that stand up to miles of use and keep delivering. And when it came to power, proven choices from Mercedes-Benz, Detroit Diesel and Caterpillar were added, with ratings of up to 525 horsepower. In fact, with the Columbia's advanced, lightweight design, you not only get excellent reliability, you get greater payload capacity as well.

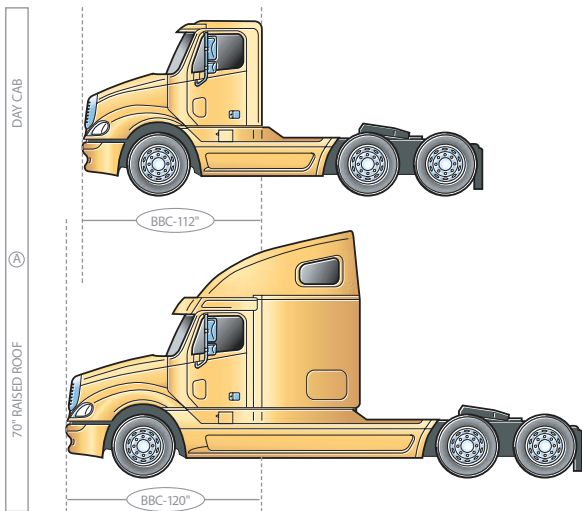
Columbia's reliability extends far past performance and componentry, however. Thanks to features like the optional AirLiner™ front and rear suspensions, tuned shocks and tight

wheel cuts, the ride is improved, and handling is precise and predictable. That means minimized freight damage and reduced driver fatigue. The idea behind it all: to keep your trucks on the road and making money.

Ⓒ The Columbia is available in a **120-inch BBC**, as well as in a new **112-inch BBC** for even greater maneuverability.

Ⓒ The optional **Freightliner AirLiner front suspension** is a quantum leap in engineering technology, offering reduced weight with improved comfort, stability, handling and maintenance intervals.

Ⓒ The wheel wells and chassis geometry allow a tight **wheel cut of up to 50 degrees** for greater maneuverability.





(B)



(A)



(C)



Introducing the corner office.

With its comfortable, ergonomic layout, the cab of the Columbia makes driving that much easier. The wrap-around dash is mounted low to increase driver visibility, and the backlit instruments are easy to read, day or night. The heating and cooling system has 21 settings to provide fresh, filtered air exactly how the driver likes it. And all the controls are within easy reach, featuring strong, soft-touch paddles and long-life LED lights that glow amber when the switches are activated.

A variety of seating choices is also available, including the Freightliner EzyRider™ and other quality brands. But regardless of which seat you choose, drivers will have a seat that provides the ultimate in personalized comfort and

reduced driver fatigue. Add to that a steering wheel with optional foot-operated tilt and telescoping features, and you have a truck drivers will be pleased to operate.

Ⓐ The **modern HVAC system** offers bi-level, blend air capability and increased air flow for more efficient heating and cooling. This is further enhanced by constant outlet temperature controls that monitor outlet air temperatures and regulates them automatically.

Ⓑ The **Freightliner SmartShift™** controls automated transmissions, reducing effort and stress and increasing component life. Plus, the column-mounted control paddle opens up much-needed cab space.

Ⓒ Convenient **overhead console** offers ample storage with optional locks to keep important items safe and secure.



Presenting comfort that's also
state of the art.

All of our cabs were designed to maximize space and comfort, from the day cab to any of our SleeperCab configurations. Drivers will find a lot of storage for personal items and features to make them feel more at home. Wider, softer incandescent lights were used to ease eye strain and add a feeling of warmth, and we created a variety of interior colors with easy-to-clean, stain-resistant fabrics and surfaces for an even more pleasant, easier-to-maintain environment. Plus, the cab is highly customizable with multiple cabinet, shelving, accessory and workstation options to create a space that's just right. There's even an optional AC Power Inverter to allow appliances to be run directly from the vehicle's battery or from an external

source. And with the Columbia's noise reduction technology, drivers and passengers can enjoy a cab that's quieter, more comfortable and less stressful whether they're parked or on the road.

Ⓐ **Under-bunk storage** gives drivers even more room to keep things put away on long trips.

Ⓑ **Modular cabinets** provide maximum customizability and configurations with options like a desk or refrigerator. All the cabinets, hand holds and steps are strategically placed for spaciousness and safe movement around the cab and sleeper interior.

Ⓒ The **SleeperCab control panel** offers adjustment of temperatures without having to leave the sleeper area. It also provides a reading light, stereo volume control and a digital alarm clock for driver convenience.



Regal Vinyl

Admiral Cloth


Carpet




AUTUMN RED



HORIZON BLUE



GRAPHITE BLACK



OPAL GRAY (vinyl only)

○ Interior packages are attractive and simple to maintain with stain-resistant vinyl or cloth upholstery, easy-to-clean carpets and carpeted, rubber-backed floor mats.



(A)



(B)



(C)

The brains behind the beauty.



(A)



(B)



(C)



You've read how the latest techniques in design and engineering were used to ensure the Columbia is stylish, efficient, reliable and maneuverable. You can see the results immediately just by looking at it, and over the long-term by looking at your company's performance. Certainly, it's a great truck for drivers. But service hasn't been overlooked either because the Columbia is as easy to maintain as it is to drive. The hood opens a full 90 degrees to make engine access easier. Fluid levels can be checked with a glance. Even the inner quarter fenders were engineered to help keep road splash, spray and contaminants away from the engine without limiting engine access.

Ⓐ **The 90-degree hood tilt** provides easy access to the engine and **see-through fluid reservoirs** to allow instant, hands-off checking of fluid levels.

Ⓑ **Headlights** are easily accessible for bulb replacement in minutes without the use of tools. The bulbs are also standard size for availability and cost efficiency.

Ⓒ The **Power Distribution Module** is located in the dash, directly in front of the passenger seat for quick access to fuses and better visibility of the electrical components.



The truck isn't the only thing that's reliable and efficient.

So is the company behind it. Our goal is to do everything we can to help all of our customers succeed. That's why you'll find an unparalleled level of services at your disposal. There are flexible financing options through DaimlerChrysler Services. Software and business solutions to help you run more efficiently. And between the 24/7 customer service hotline, 24/7 dealer network, eight strategically located warehouses in the parts distribution network, and ServicePoint™ locations at TravelCenters of America, there's the reassurance that your trucks will always be back on the road quickly. Reliable, efficient trucks. Reliable, efficient services. That's the key to reliable profitability.

④ **A network of over 300 dealers**, with many open 24 hours a day, seven days a week.

⑥ **Our 24-hour Customer Assistance Center hotline** is available seven days a week to expedite assistance for roadside breakdowns, locations for dealer service and more. Call 1-800-FTL-HELP.

© **DaimlerChrysler Services** can help you evaluate which finance plan or lease best suits your budget. With a variety of packages to choose from, there's one sure to fit your needs.

© **With Freightliner ServicePoint at TravelCenters of America locations** all across the country, maintenance and simple warranty service are convenient and easily accessible, cutting downtime to a minimum.



®



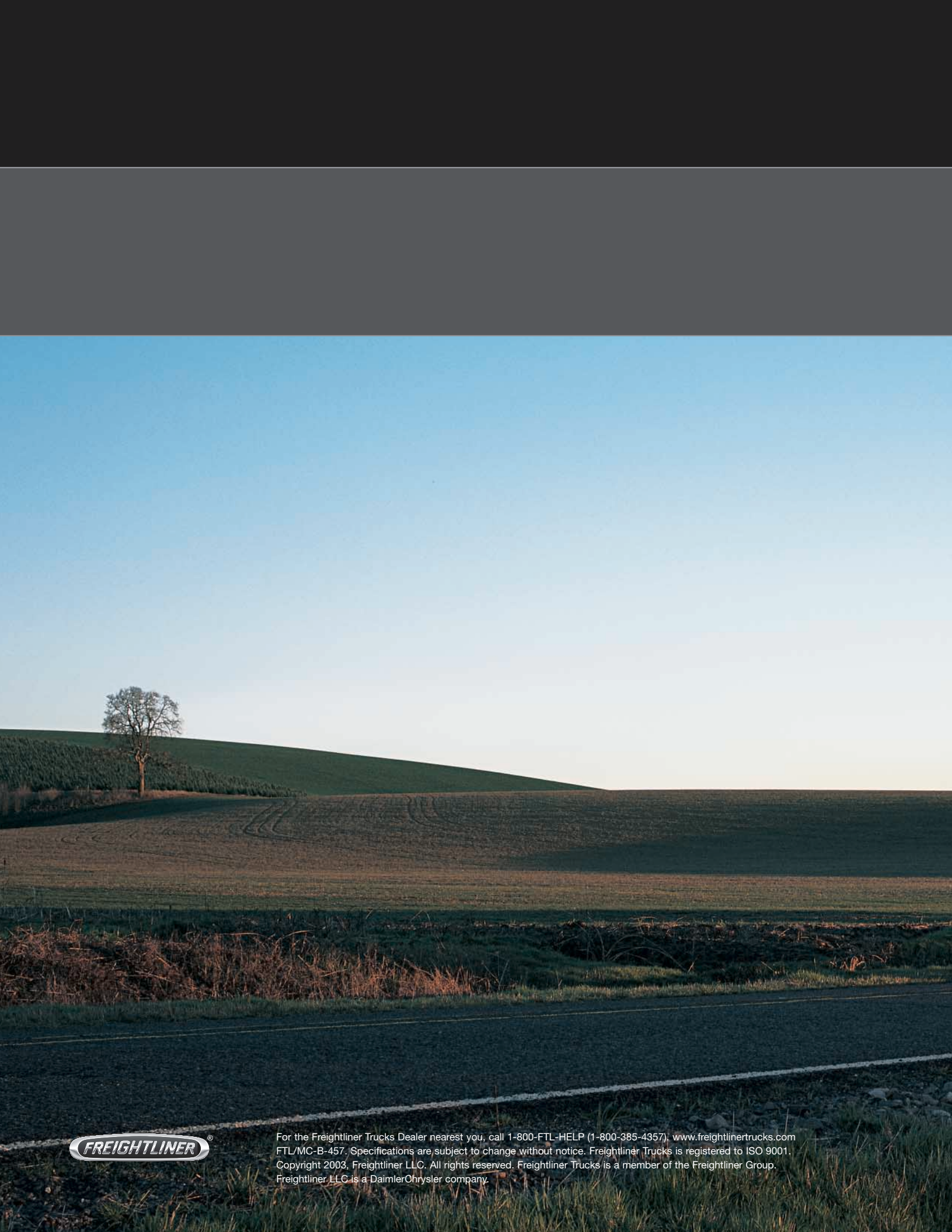
®



®

DaimlerChrysler Services
Truck Finance

©



For the Freightliner Trucks Dealer nearest you, call 1-800-FTL-HELP (1-800-385-4357), www.freightlinertrucks.com
FTL/MC-B-457. Specifications are subject to change without notice. Freightliner Trucks is registered to ISO 9001.
Copyright 2003, Freightliner LLC. All rights reserved. Freightliner Trucks is a member of the Freightliner Group.
Freightliner LLC is a DaimlerChrysler company.